



F&F Filipowski sp. j  
ul. Konstytucyjna 79/81  
95-200 Pabianice POLAND  
tel/fax 48 42 2270971  
e-mail: fif@fif.com.pl

## AZ-112-PLUS

### LIGHT DEPENDENT RELAYS with external hermetic probe



www.fif.com.pl

F&F products are covered by a 24 months warranty from date of purchase

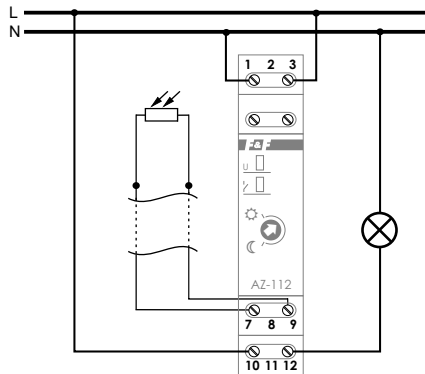
#### PURPOSE

Light dependent relay servers to switch -ON the lighting of streets, squares, shop windows, neon lamps etc, at twilight and to switch -OFF afore mentioned lighting at dawn

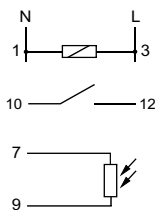
#### FUNCTIONING

The relay should be situated at place with permanent access to day light, which, due to its changes of intensity, will cause switching ON and OFF the lighting. The exact time of switching the lighting can be set by potentiometer by the user. Turn in the direction of "half moon" will delay switching-ON, turning in the direction of "sun" will advance switching-ON. The relay is equipped with a delay system, which delays switching ON and OFF the lighting, thus eliminating the influence of accidental disturbances like thunder lightings on the relay functioning.

#### WIRING DIAGRAM



#### DESCRIPTION IN/OUT



#### ASSEMBLY

1. To take OFF the power.
2. The relay put on the bus in switchgear box.
3. Connect the power with wiring diagram.
4. Probe put at with permanent access to day light, which due to its changes of intensity, will cause switching ON and OFF the lighting. Connect it to relay in accordance with marks.
5. By screwdriver set to switching threshold.

#### ATTENTION!

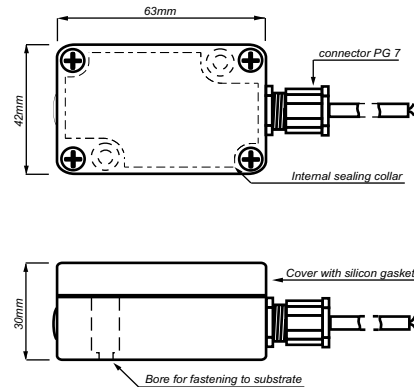
In the case of check the power to act the relay, all relay should be securely covered, e.g. by carton or dark mine cloth. Covered just probe "eye", e.g. by finger is insufficient because intensity of day light is very intense and penetrate to fotoresistor by the plastic box and human body.

#### TECHNICAL DATA

supply	230VAC
current load	<16A
switching threshold (setting range)	2÷100Lx
switching threshold (factory setting)	aprox. 7Lx
hysteresis	aprox. 15Lx
switching ON delay	1÷15sec
switching OFF delay	10÷30sec
power consumption	0,8W
connection	screw terminals 2,5mm <sup>2</sup>
working temperature	-25÷50°C
dimensions	1 module (18mm)
fixing	on rail TH-35
protection level of probe	IP65

#### External hermetic probe "PLUS"

Optical sensor in special small box connected by connector PG7 with round cable Ø7mm (e.g. 2×0,5mm<sup>2</sup>) of length acc to necessity. Box with special sealing flange, fastened to substrate by two screws, closed by a cover with silicon gasket and tightened by 4 screws.



#### ATTENTION!

The long of power cable could be to 10 metre  
The probe cable shouldn't be fastened near of the power cable or conductive a large current.

A090331