


ALTO TILT WARMDIM

220-240V~50/60Hz LED 6W 110mA IP44



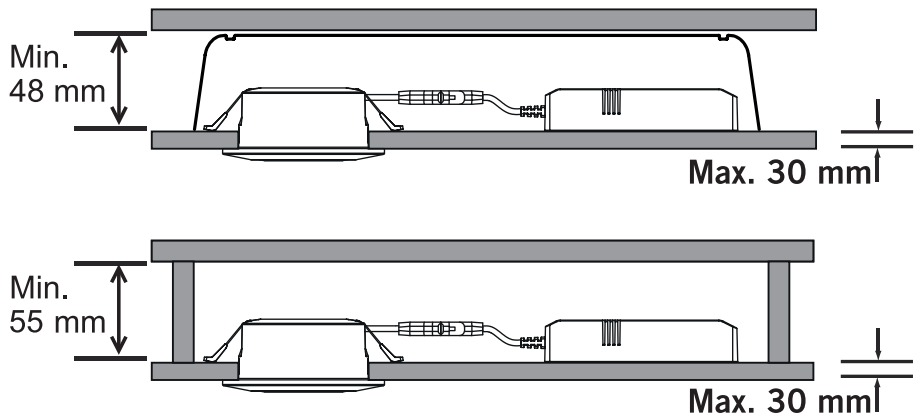
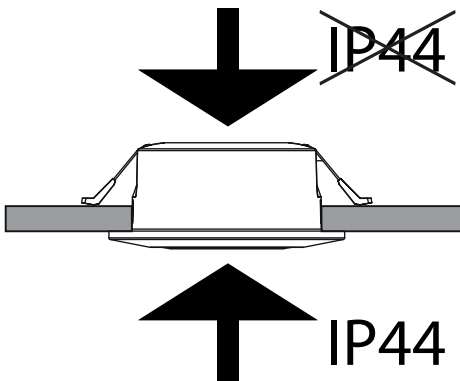
Ekstern driver med hurtigkobling for raskere og enklere installasjon. Dimbar med faseavsnitt dimmer. Kan monteres direkte i isolasjonsmatter. Enkel installering. Monteres uten verktøy.

External driver with quick connector for faster and easier installation. Dimmable with trailing edge dimmer. Can be mounted direct into insulation sheet. Easy installation. Mounting without tools.



Total Effekt: 6W
LED effekt: 4,5W
Lysstyrke: 380lm
Effektivitet: 64lm/W
Ra: 95
R9: ≥ 90
SDCM: 3
LED Chip: Bridgelux
Fargetemperatur: 1800-2700K(med dimming)
Lysspredning: 38°
Tilt: 20°
Utsparing: $\varnothing 75$ mm
Tetthetsgrad: IP44
Levetid: 50.000 timer L90B10
80.000 timer L80B50
120.000 timer L70B50

Total Power: 6W
LED power: 4.5W
Luminous Efficiency: 380lm
Efficacy: 64lm/W
Ra: 95
R9: ≥ 90
SDCM: 3
LED Chip: Bridgelux
Colour Temperature: 1800-2700K(with dimming)
Beam Angle: 38°
Tilt: 20°
Cut out: $\varnothing 75$ mm
IP Rating: IP44
Lifetime: 50,000 hours L90B10
80,000 hours L80B50
120,000 hours L70B50



Tilhørende produkter / Corresponding products

Downlightboks

Downlightboks lav
Art Nr.: 32 021 09

Downlightboks lav multi
Art Nr.: 32 021 15

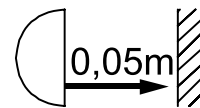
LED Dimmer

LED Dimmer 250W 1-POL
Art Nr.: 14 027 46

LED Dimmer 250W 2-POL
Art Nr.: 14 027 47

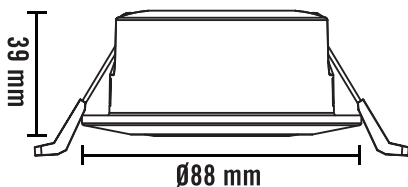
LED Dimmer Universal 300W
Art Nr.: 14 027 48

Minimumsavstand til brennbart materiale i armaturens stråleretning. /
Minimum distance to flammable material in the beam direction.

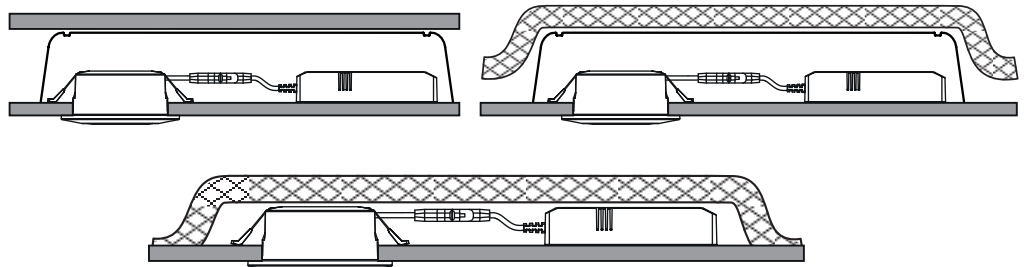


NO: Må installeres av autorisert el-installatør.
EN: Installation must be performed by a qualified electrician.

MÅL / MEASURES



Cut out: $\varnothing 75$ mm



Dette produktet inneholder en lyskilde i energieffektivitetsklasse: F
This product contains a light source of energy efficiency class: F